

L-Università
ta' Malta



2018 • ANNUAL
REPORT



TABLE OF CONTENTS

LIST OF TABLES AND FIGURES	2
FOREWORD BY THE RECTOR	3
VISION, MISSION, VALUES	6
GOVERNANCE OF THE UNIVERSITY	7
Council	7
Senate	9
OPERATIONAL REVIEW	11
Number of University Students	16
Programme Offerings	17
Certificates, Diplomas and Degrees Conferred	18
University Staff	19
FINANCIAL REVIEW	20
FINANCIAL REPORT	21
Income and Expenditure Accounts	21
Statements of Financial Position	22
STUDENT BODY	25
Students by Locality	25
Students by Gender	28
Total Students by Level	29
International Students	30
Erasmus+ Outbound Students.....	41
Erasmus+ Inbound Students.....	42
International Exchange Outgoing Students.....	43
International Incoming Visiting / Exchange Students.....	44

LIST OF TABLES AND FIGURES

1 • NUMBER OF PUBLICATIONS PUBLISHED BY UM ACADEMICS	15
2 • NUMBER OF UNIVERSITY STUDENTS	16
3 • PROGRAMME OFFERINGS	17
4 • CERTIFICATES, DIPLOMAS AND DEGREES CONFERRED	18
5 • UNIVERSITY STAFF	19
6 • INCOME AND EXPENDITURE ACCOUNTS	21
7 • STATEMENTS OF FINANCIAL POSITION	22
8 • STUDENTS BY LOCALITY	25
9 • STUDENTS BY GENDER	28
10 • TOTAL STUDENTS BY LEVEL	29
11 • INTERNATIONAL STUDENTS	30
North America	30
Europe	31
EU/EEA	34
Non EU/EEA	36
Asia & Oceania	39
12 • ERASMUS+ OUTBOUND STUDENTS	41
13 • ERASMUS+ INBOUND STUDENTS	42
14 • INTERNATIONAL EXCHANGE OUTGOING STUDENTS	43
15 • INTERNATIONAL INCOMING VISITING / EXCHANGE STUDENTS	44



FOREWORD BY THE RECTOR

PROFESSOR ALFRED J. VELLA • RECTOR

I am delighted to be able to introduce this annual report of the University of Malta (UM) - now branded as L-Università ta' Malta - for 2018. This covers the third academic year over which I am presiding as UM Rector. Such publications showcase recent accomplishments and acknowledge important milestones. We also look to the future for more exciting challenges ahead.

One of the highlights of 2018 has been the timely launch of a strategic planning exercise at UM. We have been looking closely at our workings and their guiding principles, not so much from a technical or operational point of view, but strategically, in light of the very specific vision and mission of the University of Malta, the only public comprehensive university in this small island state. This is a 'big picture' process whereby we have been carefully reflecting on what UM does well, what it could do better, and what else it could and should do. This examination has been underway with the involvement of internal and external stakeholders, organised in terms of the following broad thematic fields: learning and teaching, research and knowledge transfer, societal impact and outreach, national impact, enterprise and industry impact, international outlook and sustainability. The first stage of this process was concluded within the first half of 2019, and an implementation phase now beckons. Thanks to this exercise and its resulting insights, UM has its work cut out for the years ahead.

The reference to sustainability connects with a heartfelt desire of mine to see the University of Malta lead by example in the use of renewable energy, the reduction of waste, and other ways of living more harmoniously with our natural world and planet Earth. And this concern is, I am sure, shared by many of my colleagues, students and the Maltese community at large. A Committee for Sustainability at UM has been set up to oversee and

drive this important initiative, which also aligns with the country's commitment to work towards the achievement of the 17 Sustainable Development Goals of the United Nations.

In line with national goals, I am also pleased that UM has set up a Centre for Distributed Ledger Technologies during 2018 to spearhead education and research in this promising field of Blockchain and related technologies that promise to revolutionise data management. The Centre is already attracting considerable interest, and we welcome the scholarships being made available by the Maltese Government to support learning and research in this exciting field.

Dovetailing with other national priorities, UM acknowledges the need to make general education relevant to more Maltese youth, and not just to the third or so of those from the 16-18 age cohort who go on to study at tertiary level. I had already raised this as a nagging concern in my Forging Ahead 'vision document' in 2016, when I assumed the UM Rectorship. During 2018, we have endorsed the setting up of a Secondary Education Applied Certificate (SEAC) within the MATSEC certification system. SEAC should help provide new pathways to credential young men and women in Malta who may have, up till now, failed to secure any national academic qualifications via the Secondary Education Certificate (SEC) system and would have left secondary school with little to show for their effort.

Our administrative, technical and industrial staff comprise a critical component of the equation that makes the University of Malta function and excel. I am delighted that, following negotiations with the Union *Fladdiema Magħqudin* - Voice of the Workers,

which is the trade union representing the majority of such staff at UM, a new collective agreement was signed for administrative, technical and industrial grades. The agreement covers the period 2017-2021. Negotiations leading to a new collective agreement for our academic members of staff are ongoing during 2019.

Another milestone for 2018 has been the opening of the UM Health and Wellness Centre at our Msida Campus. This is a dedicated facility which offers support services to university students and staff, covering a whole range of issues pertaining to physical and mental care. Professional support is now available to assist staff and students with a broad range of services, including disability support, mental health, tobacco cessation and various forms of health promotion (including traditional Chinese medicine).

The end of December 2018 came with some other welcome news: the Planning Authority has given UM the go-ahead for work to start on the Student Residential Complex, a facility that – once completed – will, for the first time in the history of this university, provide residential facilities to its own students on its own campus. Work on two other major buildings, namely, the Transdisciplinary Research and Knowledge Exchange (TRAKE) Complex and the Sustainable Living Complex

will also start early in 2019. Later that year, work should commence on the building of a revamped modern Sports and Activity Complex intended to give the University the sports facilities it deserves. This is also where the Institute for Physical Education and Sport and the School of Performing Arts will have their home.

I will sign off by reminding us all that 2019 represents the 250th anniversary of UM as a public university. It was the Grand Master of the Order of St John Hospitaller, Manuel Pinto da Fonseca (1681-1773) who secured the blessing of the Pope and signed the decree to set up the *Pubblica Università di Studi Generali* on 22 November 1769. This event will be suitably and deservedly celebrated with a full programme of activities and initiatives.

While remembering the many who have come before us, I would like to thank all those who are contributing to the ongoing work and success of L-Università ta' Malta. I augur that this institution continues to deliver assiduously on its mission, under my Rectorship and beyond: to serve students, scholarship and society, sustainably.



VISION, MISSION, VALUES

VISION

The University of Malta aims to be among the leading institutions in higher education in the region and to provide world-class research and education. The university community endeavours to strive for the benefit of the country in the context of social and economic well-being. Over the coming years we will continue to build on the university's long tradition of developing the knowledge required to help Malta flourish as a small island nation and a member state of the European Union.

MISSION

The mission of the University of Malta is to serve the aspirations of the people of these islands through locally and globally significant research and the provision of quality higher education in the arts, sciences and the humanities as required for Malta's economic, social and cultural development, via the scholarship of discovery, teaching and service to the community. These functions shall be delivered in a sustainable manner that is responsive to this country's present and emergent needs.

VALUES

The University of Malta is committed to the values of academic freedom and institutional autonomy, as a signatory of the *Magna Charta Universitatum*, the document that was signed by 388 rectors and heads of universities from Europe and beyond in 1988 in Bologna. Furthermore, as a member of the European Higher Education Area and a proponent of the Bologna Process, the University of Malta upholds a set of values encompassing academic freedom and integrity, institutional autonomy and accountability, participation of students and staff in governance, and public responsibility.



GOVERNANCE OF THE UNIVERSITY

COUNCIL

The Council is the supreme governing body of the University. Its functions are defined in the Education Act, Section 77. Council consists of thirty-two members, including the President.

The members of Council are listed hereunder:

PRO-CHANCELLOR – PRESIDENT *(ex officio)*

Dr Michael Sciriha

RECTOR – VICE PRESIDENT *(ex officio)*

Professor Alfred J. Vella

REPRESENTATIVES OF SENATE

Professor Joseph Cacciottolo
Professor Dominic Fenech
Professor Emmanuel Sinagra
Professor Alex Torpiano

MEMBERS ELECTED BY THE ACADEMIC STAFF

Professor Frank Camilleri
Professor Liberato Camilleri (up to 24.05.2018)
Professor Matthew Montebello (as from 25.05.2018)
Professor Jean Calleja Agius

MEMBERS ELECTED BY THE NON-ACADEMIC STAFF

Ms Stephanie Abood
Mr Elton J Baldacchino
Mr Noel Caruana

STUDENT REPRESENTATIVES

Mr Alexander Hili
Mr Ryan Falzon (up to 09.11.2017)
Mr Manuel Xuereb (up to 09.11.2017)
Ms Carla Galea (as from 10.11.2017)
Mr Nigel Micallef (as from 10.11.2017)

MEMBER APPOINTED BY THE MINISTER FOR EDUCATION AND EMPLOYMENT

Dr Francis Fabri

MEMBER APPOINTED BY THE CHAIRMAN OF THE FOUNDATION FOR THEOLOGICAL STUDIES

Rev. Professor George Grima

MEMBERS APPOINTED BY THE PRIME MINISTER TO REPRESENT THE GENERAL INTEREST OF THE COUNTRY

Mr Carmel Cachia
Mr Reno Calleja
Mr Joseph Cauchi

Mr Reginald Fava
Ms Josanne Ghirxi
Mr Mario Grech
Mr Godfrey Grima
Dr Nadine Lia
Mr Charles Micallef
Ms Maria Micallef
Mr Maurice Mizzi (up to 12.01.2018)
Ms Elizabeth Pisani (up to 12.01.2018)
Ms Marika Tonna
Dr James Foden (up to 12.01.2018)
Mr Charles Zammit (up to 12.01.2018)
Ms Sarah Albanozzo (as from 01.11.2017)
Dr Michelle Gialanze (as from 01.11.2017)
Mr Philip Sammut (as from 01.11.2017)
Ms Joanne Zammit (as from 01.11.2017)

SECRETARY TO COUNCIL – SECRETARY OF THE UNIVERSITY

Mr Simon Sammut



THE COUNCIL HAS ESTABLISHED A NUMBER OF COMMITTEES WITH SPECIFIC RESPONSIBILITIES AS FOLLOWS:

- Student Affairs Committee (including Travel Grants, Bursaries, Scholarships)
- Staff Scholarships and Bursaries Committee
- Staff Affairs Committee
- Academic Resources Funds Committee
- Further Training and Work Resources Fund Committee for Support Staff
- Committee to consider extension of appointments of Academic Staff
- Finance Committee
- IT Services Committee
- Safety Committee
- Committee for Gender Issues
- University House Liaison Committee
- Board of Discipline (Administrative, Technical and Industrial Staff)
- Medical Board (for University Staff)



SENATE

The University Senate is responsible for the general direction of the academic matters of the University and deals with any matter of an academic nature arising in the administration of the University. Senate regulates studies and research in the University; it establishes by regulations the conditions for admission into the University; makes regulations governing all courses leading to University awards, and approves programmes of study constituting such courses. It also advises the Council on matters of an academic nature.

The members of Senate are listed hereunder:

PRESIDENT

Professor Alfred J. Vella

(ex officio)

Professor Charles V. Sammut
 Professor Alex Torpiano
 Professor Angela A. Xuereb (up to 26.01.2018)
 Dr Roberta Sammut (as from 27.01.2018)

PRO-RECTORS

Professor Godfrey Baldacchino
 Professor Joseph M. Cacciottolo
 Professor Carmen Sammut
 Professor Tanya Sammut-Bonnici
 Professor Ing. Saviour Zammit

REPRESENTATIVES FROM EACH OF THE FACULTIES

Dr Ing. Marvin Bugeja
 Dr Roderick Bugeja
 Professor Spiridione Buhagiar
 Professor Joseph A. Cannataci
 Dr Ing. Owen Casha (up to 02.03.2018)
 Dr Nadia Delicata
 Professor Alexiei Dingli (as from 09.03.2018)
 Dr Maria Luisa Gainza-Cirauqui
 Dr Raymond Galea
 Professor Adrian-Mario Gellel
 Dr Simon Grima
 Dr Dione Mifsud
 Professor Keith Sciberras
 Professor Emmanuel Sinagra

DEANS

Rev. Professor Emmanuel Agius
 Professor Kevin Aquilina
 Professor Nikolai Attard
 Professor Frank Bezzina
 Professor Noellie Brockdorff
 Professor Ernest Cachia
 Professor Sandro Caruana
 Professor Andrew Azzopardi
 Professor Dominic Fenech
 Professor Godfrey Laferla
 Dr Ing. Andrew Sammut

STUDENT REPRESENTATIVES

Mr Clayton Axisa (up to 09.11.2017)
Ms Lara Attard (as from 10.11.2017)
Mr Patrick Gatt
Mr Denis Muscat
Mr Michael Piccinino
Mr Daniel Vella

REPRESENTATIVES OF THE MINISTER FOR EDUCATION AND EMPLOYMENT

Mr Stephen Cachia
Dr Denise Mifsud

REPRESENTATIVES OF THE INSTITUTES

Professor Maria Attard
Professor Henry Frendo (up to 05.06.2018)
Dr Odette Vassallo (as from 06.06.2018)

LIBRARIAN

(ex officio)

Mr Kevin J. Ellul

SECRETARY – REGISTRAR

Ms Veronica Grech

THE SENATE HAS ESTABLISHED A NUMBER OF COMMITTEES WITH SPECIFIC RESPONSIBILITIES AS FOLLOWS:

- Board to consider Absences from Assessments
- Committee for Students' Requests
- Committee for Student Societies
- Committee for the Implementation of the Students' Charter
- Committee of Discipline (regarding Students' Misconduct)
- Committee when students/applicants present a Police Conduct
- Distance and E-Learning Committee
- Doctoral Academic Committee
- Editorial Board
- Library Committee
- Plagiarism Committee
- Professional Development Committee
- Programme Validation Committee
- Quality Assurance Committee
- University Admissions Board
- University Assessment Disciplinary Board
- University Research Ethics Committee
- Web Editorial Board

OPERATIONAL REVIEW

INFRASTRUCTURAL WORK

During the Academic year 2017/2018, the University continued with its programme of construction and refurbishment works to provide the University with the facilities required to achieve its objectives in teaching and research.

The construction of the shell structure of the Materials Engineering Labs was completed and work was initiated on the Electrical/Mechanical services and the Finishes.

Following the approval of ERDF funds and the award of the relative tender contracts, work started on the construction phase of the TRAKE project. The tender for the excavation work on the Sustainable Living Complex was also awarded with work on site starting in January 2019.

Construction works commenced on the Maths & Physics Building extension.

Extensive refurbishment works were carried out at the Anatomy Dissection Labs, in various Engineering Labs and in the Library Melitensia area. A new lift was also installed at the Engineering Faculty Building.

Refurbishment and upgrading works were also carried out at the Mediterranean Academy for Diplomatic Studies, and in the Gateway Building sanitary facilities.

Extensive finishing and services works were initiated and completed in the new premises housing the Institute for Digital Gaming. Paving works were completed in the Biomedical Sciences external area, including the formation and finishing of an accessibility ramp. Further repair work on the external paving was completed in the Quadrangle area.

Work was initiated and completed on a memorial monument/small garden next to the University chapel to commemorate persons who had donated their bodies for Medical Research.

Designs and a PA permit application were prepared and submitted for the University Sports Facilities Refurbishment Project.

At the Valletta Campus, restoration works were completed on the internal courtyard facades and work started on the diversion of the rainwater drain pipes and the works required to repave the internal courtyard. Extensive refurbishment works were completed at the School of Performing Arts Theatre. The third floor level was also upgraded. Designs and tender documents were prepared for a total refurbishment of the Aula Magna.

At the Junior College the refurbishment work of the Physics Labs was completed. Work was also initiated and completed on the resurfacing of the five-a-side football pitch with artificial turf, the installation of floodlights and the installation of seating. Designs and tender documentation were prepared for the refurbishment of the Biology Labs and for new Auditorium seating.

A PA permit was obtained and tender documents were prepared and submitted for construction works on the Gozo Campus extension project.

Ongoing discussions continued on the University Residences and Community Complex Project between the developer and the Planning Authority to solve outstanding issues for the issue of the PA permit. The permit was issued late in December 2018 and excavation work started in early 2019.

THE COMPANIES

The Companies not only recovered from the slight drop in operating profits of the previous year but also registered their highest ever level of profitability. Earnings before tax in 2017/8 increased by around 25% over 2016-17 and 13% over 2015-16. This surge in profitability was experienced across the board in the areas of accommodation, language tuition, training/consultancy and sports/leisure.

The year was also characterised by a number of business development initiatives as the Group prepared to hire out graduation gowns for undergraduates for the first time and introduced dispensing machines for sanitary products on campus. A couple of billboards were erected on campus, with commercial messages appearing around April 2018.

One important development during 2017-18 was the official ruling by the tax authorities, confirming that the Companies and the University of Malta are not to be deemed as the same employer when full-time academics engage in training or consultancy assignments with the Companies. This means that such academics can utilise the part-time tax rates for such assignments, thus making their collaboration with the Companies more attractive.

No dividend was declared for the year to allow the Group to settle pending dividends from past years.

VALLETTA CAMPUS

Throughout the academic year 2017/2018, the Valletta Campus hosted and was involved in an exceptional number of events, including activities organised as part of the Valletta 2018 Foundation programme. The building hosted c. 110 international conferences, local symposia and internal seminars, among them the International Conference on the Role of Gas in Galaxy Dynamics (October 2017), the International Conference on Aviation Archaeology and Heritage (November 2017), and the International Conference on Catholic Religious Education (February 2018).

The Valletta Campus also hosted twelve events organised by the International Institute of Justice and the Rule of Law. Campus staff were involved in the organisation of six FRONTEX training events held in Malta, due to the fact that the University of Malta is a FRONTEX Partnership Academy. Valletta Campus staff also supported around fifteen COST Actions, one of the most noteworthy being

COST Action IS1310: Assembling the Republic of Letters (January/February 2018).

The spaces of the Valletta Campus are sought after for numerous official ceremonies and public events. Throughout the academic year 2017/2018, thirty-five public talks and debates, screening of movies, book launches and official ceremonies took place in this campus, among them the Launch of the European Observatory on Femicide on 2nd March 2018.

Four exhibitions were on display in different areas of the Valletta Campus. Of particular note was the innovative exhibition organised by the Faculty of Education in May/June 2018, entitled 'Here is Peter and here is Jane: Footnotes to a Schooled Imagination' and the exhibition 'Matiz-Gabo: The Chroniclers of Macondo' organised by the Consulate of Colombia.

The Valletta Campus Theatre also had a busy year, with over thirty performances and events, including the Valletta Film Festival (June 2018) and the Malta Design Week (August 2018).

REGISTRAR

During 2017/18, a revamped programme leading to the Bachelor of Communications (Honours) was launched. This involved a change in the duration from 4 years to 3 years and extensive changes to the content of the programme.

A new undergraduate programme in Science for Education and Communication was launched by the Faculty of Education whereby students with a sound background in Biology, Chemistry or Physics are able to develop skills in communicating science with audiences of different ages.

A second new undergraduate programme in Medical Biochemistry was offered for the first time by the Faculties of Medicine and Surgery and Science. This interfaculty course focuses on the link between scientific knowledge, experimentation and application.

In an effort to cater for the demand for dentists, the Faculty of Dental Surgery increased the number of students that can be admitted from 9 to 15 Maltese and EU/EEA students. This was possible due to the ongoing

collaborations between the University of Malta and the Ministry for Health. The additional clinical spaces were made available to the Faculty by Mater Dei Hospital.

Shorter programmes leading to undergraduate certificates or diplomas were offered in spatial planning, aviation maintenance, nursing (elderly care) and community access for disabled people.

The University continued developing its portfolio of postgraduate Master courses by offering new programmes in Health, Medicine and Society; Sustainable Building Design; Building Services; Engineering; Maritime Engineering; Signals, Systems and Control; Strategic Management and Marketing; and Community Action and Development.

In addition, the Faculty for Social Wellbeing, through the Department of Counselling, launched the Postgraduate Certificate in Counselling Supervision.

THE RESEARCH INNOVATION AND DEVELOPMENT TRUST (RIDT)

During 2018 the RIDT secured over €700,000 in donations from various sectors of the Maltese community. The funds were utilised to support research projects in areas such as cancer, ophthalmology, stroke and renal disorders. Other non-medical areas that received support included mathematics, ICT, chemistry, criminology and art conservation.

In November the RIDT issued a call for cancer research projects with funds made available by the ALIVE Charity Foundation. The available funds for this call totalled €240,000. Following an evaluation process, the winning projects were announced in April 2019.

KNOWLEDGE TRANSFER AND OUTREACH

The Knowledge Transfer Office worked with several academics on a wide variety of new and exciting innovations. New projects with commercial potential include: a technology that could revolutionise the way wind turbines are deployed at sea; a software system that can improve recognition of highly pixilated face images captured by CCTV cameras; a device that can monitor blood circulation in a diabetic's feet to prevent ulcerations; and a technology to produce lightweight biodegradable

plant-based composite materials for applications such as boat hulls. Important milestones reached for technologies developed at the University include: the first samples of masonry products manufactured at our industrial partner from recycled limestone material using Re-Stone technology; production of the prototype of a radical new hip implant; obtaining a statement of technical feasibility from the largest international certification body for FLASC, a technology for offshore energy storage; and signing of a licensing agreement with a private company for the manufacture of DNA diagnostic kits for certain breast cancers.

The Knowledge Transfer Office was instrumental in organising another annual cycle of the TAKEOFF Seed Fund Award (TOSFA), in collaboration with the Ministry for the Economy, Investment and Small Businesses, and of the Maritime Seed Award (MarSA) in collaboration with Malta Marittima. The programmes provided financial support to academics and entrepreneurs for several new proof-of-concept and start-up projects.

With respect to collaboration with industry, government and non-governmental organisations, the Knowledge Transfer Office facilitated several research collaboration agreements and posted a total of 83 placement opportunities for students.

RESEARCH AND INNOVATION STRATEGY

The University of Malta continues to encourage the increase in the level of funding in R&D, at the university and nationally. The university disbursed €0.75 million as research funding to its academic staff in 2018 via: (1) four awards of €60,000 each from its research excellence fund, won by Dr Odette Vassallo, Dr Albert Gatt, Prof. Josanne Vassallo and Dr Adriana Vella; along with (2) around 200 awards of approx. €2,000 each from its research seed fund. As an integral part of their research fund application, UM academics need to include their Open Researcher and Contributor ID (or ORCID).

The inability to offer stipends to doctoral students is one explanation for their stubbornly low numbers. To partly address this situation, the University of Malta proposed offering scholarships to third country nationals (TCNs) who take up full-time postgraduate study, predominantly in the form of fee waivers of up to 100%. The first 16 such scholarships were awarded in 2018 (4 of which for a PhD).



Left to right: Dr Odette Vassallo, Dr Albert Gatt, Pro-Rector Prof. Ing. Saviour Zammit, Rector Prof. Alfred J. Vella, Prof Josanne Vassallo and Dr Adriana Vella.

Following a review, these scholarships are only available for those TCNs pursuing full-time postgraduate degrees by research.

The University also developed its research cluster strategy in 2018. A number of research groups are being set up, aligned with areas of national interest: these would be appealing targets for more national funding. A significant proportion of the funding for these research clusters is also intended for research support officers, who would be expected to pursue doctoral studies.

STRUCTURAL FUNDS

The University of Malta is benefitting from structural funds, made available via the EU's Operational Programme I of the Cohesion Policy 2014-2020, Priority Axis 1: Investing in research, technological development and innovation.

During 2018, the national Managing Authority awarded the University of Malta its ERDF PA 1 projects. Tenders were published and awarded for the start of the construction of both the Transdisciplinary Research and Knowledge Engineering (TRAKE) and the Sustainable Living Complex (SLC) buildings on the Msida Campus. Meanwhile, work continues on the Residential Hub and Community Centre (in partnership with Vassallo Group of Companies).

PUBLICATIONS

The research output of the University of Malta continued its growth during 2018. Generated statistics suggest that, of the various publications by UM-affiliated academics in 2018, 848 discrete items of scholarship were indexed by Scopus and Web of Science. The equivalent number was 818 indexed publications in 2017. Such statistics exclude other academic publications which are not targeted by these indexing agencies.

PROJECTS FUNDED THROUGH RESEARCH GRANTS

During 2018, the University of Malta secured 190 externally funded projects. Out of these, 94 were EU financed. Between them, the Faculties of Science, Information & Communication Technology and Engineering secured 76 of all externally funded projects. The University secured €10.6 million in external research funding in 2018, along with €2.5 million in additional, non-research project funding, for a total of €13.1 million. The equivalent figure was €12.1 million in 2017.

The University's Research Innovation and Development Trust (RIDT) also generated just over €700,000 worth of donations for research projects at the University of Malta in 2018, mainly in the field of medical research. This sum excludes the (considerable) value of donated equipment.

The Emanuele Cancer Research Foundation, a tripartite collaboration between the President's Trust, the University of Malta and the Fondazione Terzo Pilastro – Italia e Mediterraneo – started disbursing donations to the University of Malta in 2018. These funds are mainly earmarked for equipment used in medical research.

OPEN ACCESS AND VISIBILITY

Apart from their ORCID, UM academics are also encouraged to each set up their *Google Scholar User Profile*. Such profiles provide handy metrics of the quantity and quality of various academic publications. Some 500 scholars associated with UM now have a public User Profile.

Meanwhile, the University Library continues with its campaign to implement the UM's Open Access Policy. Academics are encouraged to make their research more visible and accessible, subject to copyright issues. With such a policy in place, UM joins other institutions in becoming part of the evolving research and academic ecosystem where access to research is immediate and open for the benefit of both researchers and citizens. Items deposited in the Open Access Repository of the university have increased from 5,610 in 2015; 12,615 (2016), 21,577 (2017) and to 32,229 (2018).

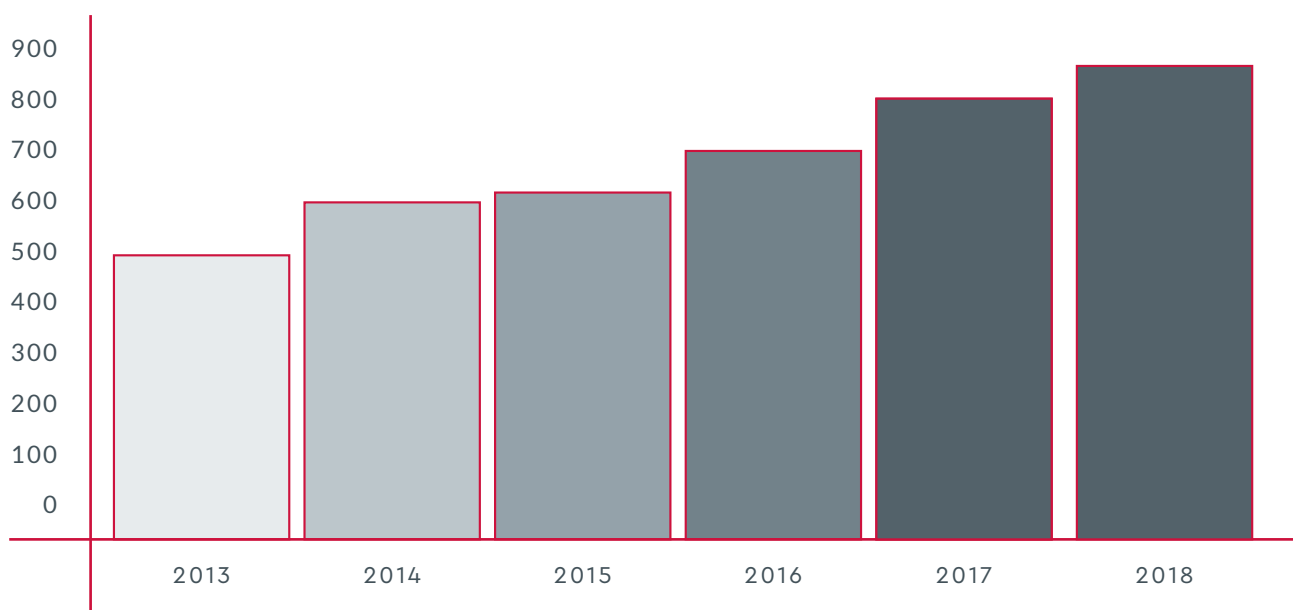
RESEARCH STAFF

The number of full-time resident academics at the University of Malta reached 862 in 2018/9. These academics are expected to spend one third of their time in academic research. There were also 192 distinct Research Support Officers engaged as post-docs or through projects in 2018 (compared to 153 in 2017).

PHD STUDENTS AND PROFESSIONAL DOCTORATE STUDENTS

The number of doctoral students increased to 367 in 2018, compared to 308 in 2017. There are 24 additional students following a professional doctorate. The number of doctoral degrees conferred in 2018 was 38, exactly the same as in 2017.

NO. OF PUBLICATIONS PUBLISHED BY UM ACADEMICS



NUMBER OF UNIVERSITY STUDENTS

CATEGORY	2014/15		2015/16		2016/17		2017/18		
	F	M	F	M	F	M	F	M	TOTAL
STUDENTS (full-time and part-time)									
Pre-tertiary certificates	45	36	28	56	36	41	50	51	101
Certificates	80	43	162	85	128	66	157	78	235
Diplomas	546	376	410	299	403	268	342	264	606
Undergraduate degrees	3774	2696	3847	2759	3837	2627	4242	2947	7189
Postgraduate certificates	108	39	102	35	124	35	69	24	93
Postgraduate diplomas	103	79	25	24	6	0	4	0	4
Master degrees	1663	1348	1656	1390	1794	1441	1473	1032	2505
Professional doctorates	11	7	21	14	25	18	28	13	41
Doctoral degrees	123	145	121	161	136	172	145	173	318
Other	125	69	375	230	376	245	250	184	434
TOTAL NUMBER OF STUDENTS	6578	4838	6747	5053	6865	4913	6760	4766	11526
International students	447	350	513	409	552	395	641	430	1071
Local students	6131	4488	6234	4644	6313	4518	6119	4336	10455

PROGRAMME OFFERINGS

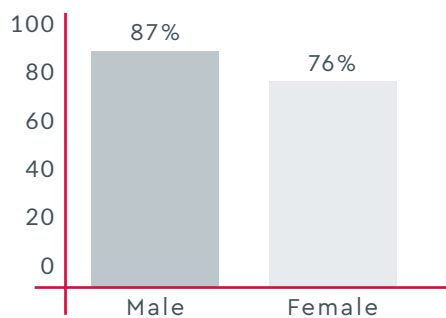
CATEGORY	2014/15	2015/16	2016/17	2017/18
Pre-tertiary certificates	4	3	4	4
Certificates	2	4	11	10
Diplomas	30	26	28	28
Undergraduate degrees	334	332	337	326
Postgraduate certificates	20	17	3	4
Postgraduate diplomas	31	2	2	2
Master degrees	183	266	283	286
Master of Philosophy	58	93	100	118
Professional doctorates	1	2	2	2
Doctoral degrees	52	73	75	1
Other	18	21	18	27
TOTAL PROGRAMMES OFFERED	733	839	863	808

CERTIFICATES, DIPLOMAS AND DEGREES CONFERRED

CATEGORY	2014/15		2015/16		2016/17		2017/18		total
	F	M	F	M	F	M	F	M	
Pre-tertiary certificates	35	29	23	42	29	28	33	35	68
Certificates	55	45	77	30	71	41	53	31	84
Diplomas	289	159	248	203	266	166	206	175	381
Undergraduate degrees	945	681	1040	640	1053	713	1016	664	1680
Postgraduate certificates	107	39	66	28	109	29	63	19	82
Postgraduate diplomas	132	89	44	41	26	17	21	21	42
Master degrees	579	426	524	468	647	514	653	514	1167
Professional doctorates	0	0	0	0	10	6	9	6	15
Doctoral degrees	19	14	15	24	18	20	18	20	38
TOTAL AWARDS	2161	1482	2037	1476	2229	1534	2072	1485	3557

UNIVERSITY STAFF

CATEGORY	2013/14		2014/15		2015/16		2016/17	
	F	M	F	M	F	M	F	M
Resident academic staff	316	598	338	610	351	610	350	611
Visiting teaching staff	284	475	293	491	294	496	291	498
Post docs (Research Officers 4)	3	6	3	3	3	5	3	5
Other research or project related staff	63	60	60	56	67	78	64	72
Managerial, admin, technical & support staff	496	387	508	382	527	405	526	404
TOTAL NUMBER OF STAFF	1162	1526	1202	1542	1242	1594	1234	1590
% of resident academics with doctorates	65.2	79.1	64.5	79.5	66.1	80.5	68.3	82.8
% of resident academics who are associate & full professors	14.2	30.1	14.2	29.8	13.1	31.6	14.3	33.9




PERCENTAGE OF RESIDENT
ACADEMIC STAFF WITH PHDS BY GENDER

FINANCIAL REVIEW

The University and its Group of Companies have registered a surplus (€1,001,869 for the University and €1,535,783 for the Group), which was higher than in 2017 (€239,230 for the University and €652,234 for the Group). The increase in surplus was mainly due to the fact that, during the period, the University lost some members of staff who could not be immediately replaced.

The companies registered a significant increase in profit over that of the 2017, showing that the investment of the previous year in resources to diversify the business lines of the companies and venture into new business has paid off.



FINANCIAL REPORT

INCOME AND EXPENDITURE ACCOUNTS

YEAR ENDED 30 SEPTEMBER, 2018

	GROUP		UNIVERSITY	
	€ • 2018	€ • 2017	€ • 2018	€ • 2017
Income	116,687,034	107,325,254	113,937,526	104,762,357
EXPENDITURE				
Staff costs	83,764,997	77,281,928	83,118,733	76,720,282
Other operating expenses	29,496,902	26,588,285	28,208,352	25,241,226
	113,261,899	103,870,213	111,327,085	101,961,508
Surplus before allocation to funds	3,425,135	3,455,041	2,610,441	2,800,849
Net Allocation to funds	(1,608,572)	(2,561,619)	(1,608,572)	(2,561,619)
Surplus before tax	1,816,563	893,422	1,001,869	239,230
Tax expense	(280,780)	(241,188)	0	0
Surplus for the year	1,535,783	652,234	1,001,869	239,230

STATEMENTS OF FINANCIAL POSITION

AS AT 30 SEPTEMBER, 2018

	GROUP		UNIVERSITY	
	€ • 2018	€ • 2017	€ • 2018	€ • 2017
ASSETS • NON-CURRENT ASSETS				
Property, plant and equipment	65,253,092	65,506,386	63,772,140	63,906,868
Investment in subsidiaries	0	0	748,313	748,313
Deferred tax	65,469	48,844	0	0
Investments	388,870	489,757	359,744	458,509
Trade and other receivables	9,461,037	10,878,697	9,461,037	10,878,697
TOTAL NON-CURRENT ASSETS	75,168,468	79,923,684	74,341,234	75,992,387
ASSETS • CURRENT ASSETS				
Inventories	56,298	45,226	0	0
Capital projects funding	7,702,992	4,825,197	7,702,992	4,825,197
Trade and other receivables	25,056,928	21,879,627	25,289,036	22,828,004
Short term deposits	200,000	200,000	0	0
Cash and cash equivalents	22,634,472	21,477,760	20,230,610	19,005,504
TOTAL CURRENT ASSETS	55,650,690	48,427,810	53,222,638	46,658,705
TOTAL ASSETS	130,819,158	125,351,494	127,563,872	122,651,092
FUNDS & LIABILITIES • FUNDS & EQUITY				
Specific endowment funds	328,982	365,682	328,982	365,682

OTHER FUNDS				
Capital fund	138,598	138,598	138,598	138,598
Special reserve	4,800,000	4,800,000	4,800,000	4,800,000
Other reserves	1,574,683	2,056,119	1,574,683	2,056,119
Accumulated net surplus	4,915,954	3,380,171	2,710,932	1,709,063
	11,429,235	10,374,888	9,224,213	8,703,780
Deferred grants	56,946,092	58,132,640	56,946,092	58,132,640
TOTAL FUNDS	68,375,327	68,507,528	66,170,305	66,836,420
TOTAL FUNDS & EQUITY	68,704,309	68,836,510	66,499,287	67,165,402

FUNDS & LIABILITIES • NON-CURRENT LIABILITIES

Deferred tax liability	38,411	39,180	0	0
Provision for liabilities and charges	9,461,037	10,830,736	9,461,037	10,830,736
TOTAL NON-CURRENT LIABILITIES	0	0	0	0
	9,499,448	10,869,916	9,461,037	10,830,736

FUNDS & LIABILITIES • CURRENT LIABILITIES

Funds designated for specific purposes:				
Academic	10,913,349	9,616,393	11,051,080	9,745,124
Operational resources	246,348	246,348	246,348	246,348
Other	963,925	951,068	963,925	951,068
Trade and other payables	33,503,979	28,660,975	32,469,813	27,647,748
Provision for liabilities and charges	6,872,382	6,055,666	6,872,382	6,055,666
Current tax liabilities	115,418	114,618	0	0
TOTAL CURRENT LIABILITIES	52,615,401	45,645,068	51,603,548	44,654,954
TOTAL LIABILITIES	62,114,849	56,514,984	61,064,585	55,485,690

TOTAL FUNDS AND LIABILITIES	130,819,158	125,351,494	127,563,872	122,651,092
------------------------------------	--------------------	--------------------	--------------------	--------------------



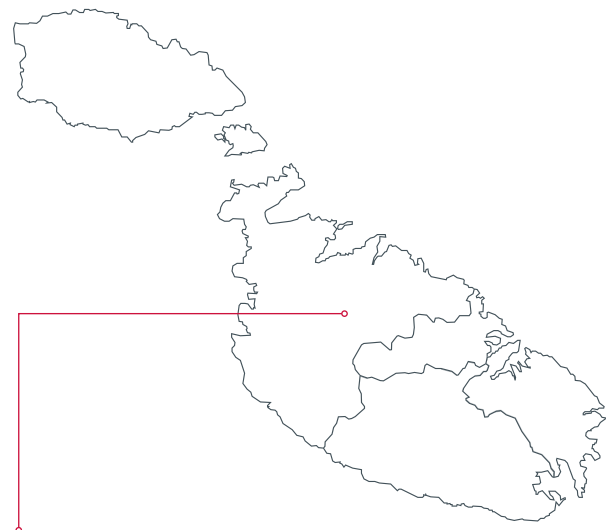
STUDENT BODY

STUDENTS BY LOCALITY (MALTA & GOZO)

LOCALITY	F	M	TOTAL
Attard	238	224	462
Baħar iċ-Ċagħaq	9	7	16
Il-Baħrija	12	5	17
Ħal Balzan	64	61	125
B'Bugħia	119	85	204
Il-Bidnija	6	2	8
B'Kara	277	204	481
Blata l-Bajda	2	1	3
Buġibba	31	18	49
Burmarrad	15	11	26
Cospicua	13	18	31
Ħad-Dingħli	74	46	120
Il-Fgura	145	102	247
Fleur-De-Lys	7	10	17
Il-Floriana	13	9	22
Fontana	21	15	36
Għajnsielem	46	16	62
L-Għarb	27	16	43
Il-Għargħur	59	31	90

LOCALITY	F	M	TOTAL
L-Għasri	4	7	11
Ħal Għaxaq	68	45	113
G'Mangħia	10	12	22
Il-Gudja	46	57	103
Il-Gżira	47	52	99
Il-Ħamrun	69	51	120
L-Ibraġġ	35	27	62
L-Iklin	62	55	117
Il-Kalkara	44	27	71
Il-Kappara	35	25	60
Kerċem	37	21	58
Ħal Kirkop	36	25	61
Ħal Lija	68	53	121
Ħal Luqa	69	50	119
Il-Madliena	23	17	40
Il-Manikata	9	2	11
Il-Marsa	18	16	34
Marsalforn	10	6	16
Marsascala	204	142	346

LOCALITY	F	M	TOTAL
Marsaxlokk	59	40	99
L-Imdina	0	3	3
Il-Mellieħa	118	84	202
L-Imġarr	82	39	121
Il-Mosta	397	281	678
L-Imqabba	64	37	101
L-Imrieħel	3	3	6
L-Imtida	62	46	108
L-Imtarfa	58	41	99
Il-Munxar	28	14	42
In-Nadur	66	34	100
In-Naxxar	237	168	405
Paceville	1	0	1
Paola	86	51	137
Pembroke	107	86	193
Il-Pietà	32	17	49
Il-Qala	33	22	55
Il-Qawra	40	34	74
Ħal Qormi	170	119	289
Il-Qrendi	53	34	87
Ir-Rabat	118	96	214
Ħal Safi	33	30	63
Is-Salina	2	4	6
San Ġwann	154	102	256
San Lawrenz	12	8	20
San Pawl tat-Tarġa	16	9	25



MOSTA

678 STUDENTS TOTAL

LOCALITY WITH LARGEST NUMBER OF STUDENTS ENROLLED

LOCALITY	F	M	TOTAL
Is-Sannat	44	15	59
Senglea	13	9	22
Is-Siġġiewi	165	105	270
Tas-Sliema	146	126	272
St Andrews	0	1	1
St Julians	96	82	178
St Paul's Bay	79	66	145
Sta Lucia	31	29	60
Sta Lucia - Gozo	3	2	5
Sta Venera	75	53	128
Is-Swatar	44	34	78
Is-Swieqi	121	81	202
Ta' Xbiex	14	12	26
Ħal Tarxien	120	85	205
Valletta	22	25	47
Victoria	136	88	224
Vittoriosa	14	7	21
Il-Wardija	2	1	3
Ix-Xagħra	87	31	118
Ix-Xemxija	16	3	19
Ix-Xewkija	60	27	87
Ix-Xgħajra	19	9	28
Ix-Xlendi	0	3	3
Ħaż Żabbar	208	115	323
Iż-Żebbiegħ	5	1	6
Ħaż Żebbuġ	167	140	307
Iż-Żebbuġ - Gozo	19	15	34
Iż-Żejtun	112	89	201
Iż-Żurrieq	198	109	307
TOTAL	6119	4336	10455

6,119 • WOMEN



4,336 • MEN



10,455 • TOTAL

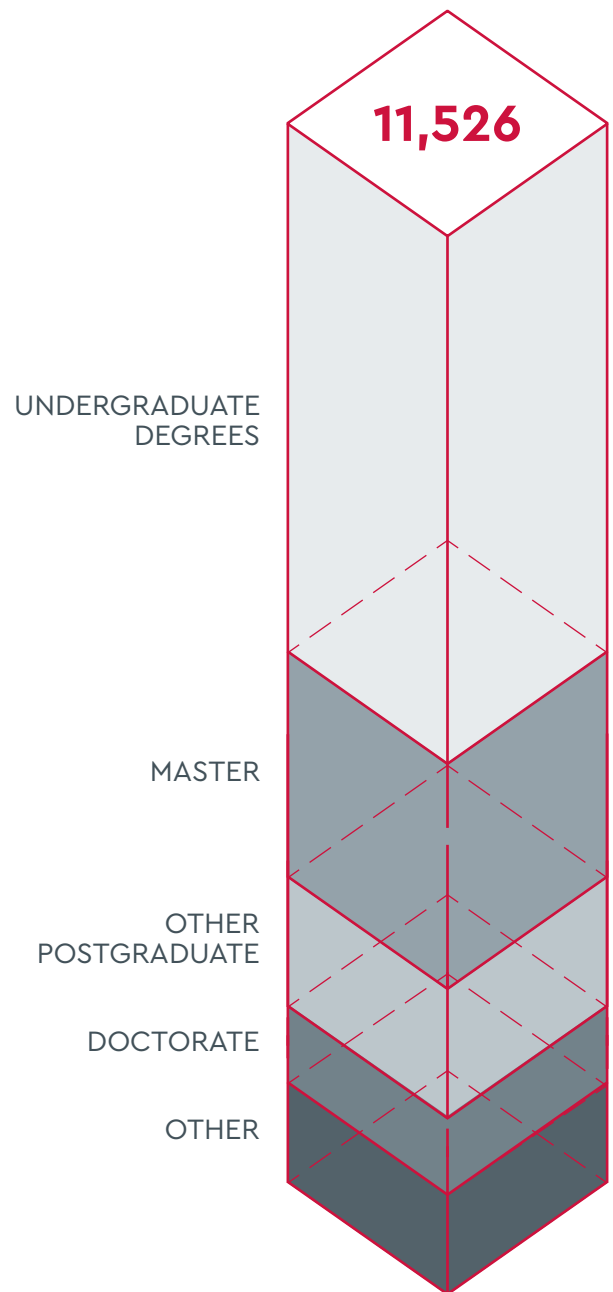
STUDENTS BY GENDER

FEMALE	MALE	TOTAL
7642	5359	11,526



TOTAL STUDENTS BY LEVEL

LEVEL	TOTAL
Undergraduate Degrees	7,189
Master	2,505
Other Postgraduate	1,080
Doctorate	318
Other	434
TOTAL	11,526



INTERNATIONAL STUDENTS



NORTH AMERICA • FULL-TIME STUDENTS

COURSE TYPE	NATIONALITY	FEMALE	MALE	TOTAL
Undergraduate	American	2	0	2
UG TOTAL		2	0	2
Postgraduate	American	24	17	41
	Antiguan / Barbudan	1	0	1
	Canadian	3	2	5
	Costa Rican	1	0	1
	Grenadian	1	0	1
	Honduran	1	0	1
	Mexican	1	2	3
	Saint Lucian	1	0	1
	Trinidadian /Tobagonian	1	0	1
PG TOTAL		34	21	55
TOTAL		36	21	57

EUROPE • FULL-TIME STUDENTS

COURSE TYPE	NATIONALITY	FEMALE	MALE	TOTAL
Undergraduate	Albanian	1	1	2
	Austrian	0	1	1
	Belgian	1	0	1
	British	69	72	141
	Bulgarian	16	8	24
	Czech	3	0	3
	Danish	4	0	4
	Dutch	4	5	9
	Estonian	0	2	2
	Finnish	2	2	4
	French	8	3	11
	German	21	5	26
	Georgian	2	0	2
	Greek	3	5	8
	Hungarian	3	2	5
	Irish	2	3	5
	Italian	21	19	40
	Latvian	3	0	3
	Lithuanian	1	0	1
	Polish	8	3	11
Romanian	8	0	8	
Russian	13	10	23	
Serbian	10	2	12	
Slovakian	2	0	2	

EUROPE • FULL-TIME STUDENTS CONT.

COURSE TYPE	NATIONALITY	FEMALE	MALE	TOTAL
	Spanish	7	2	9
	Swedish	1	2	3
	Swiss	1	2	3
	Turkish	2	0	2
	Ukrainian	6	2	8
UG TOTAL		222	151	373
Postgraduate	Albanian	0	1	1
	Austrian	0	1	1
	Belgian	1	0	1
	Bosnian	0	1	1
	British	27	9	36
	Bulgarian	7	1	8
	Danish	2	1	3
	Dutch	9	4	13
	Estonian	1	0	1
	Finnish	3	2	5
	French	7	1	8
	Georgian	3	0	3
	German	13	3	16
	Greek	5	9	14
	Hungarian	1	2	3
	Icelandic	1	1	2

EUROPE • FULL-TIME STUDENTS CONT.

COURSE TYPE	NATIONALITY	FEMALE	MALE	TOTAL
	Irish	4	2	6
	Italian	21	15	36
	Latvian	3	1	4
	Lithuanian	2	1	3
	Luxembourger	1	0	1
	Moldovan	1	0	1
	Norwegian	1	1	2
	Polish	7	1	8
	Portuguese	2	0	2
	Romanian	5	1	6
	Russian	3	1	4
	Serbian	3	1	4
	Slovakian	2	1	3
	Spanish	7	4	11
	Swiss	3	1	4
	Turkish	1	0	1
	Ukrainian	2	0	2
PG TOTAL		148	66	214
TOTAL		370	217	587

EU/EEA • FULL-TIME STUDENTS

	NATIONALITY	FEMALE	MALE	TOTAL
EU/EEA	Australian	0	2	2
	Belgian	2	0	2
	British	96	81	177
	Bulgarian	23	9	32
	Czech	3	0	3
	Danish	6	1	7
	Dutch	13	9	22
	Estonian	1	2	3
	Finnish	5	4	9
	French	15	4	19
	German	34	8	42
	Greek	8	14	22
	Hungarian	4	4	8
	Icelander	1	1	2
	Irish	6	5	11
	Italian	42	34	76
	Italian	6	1	7
	Lithuanian	3	1	4
	Luxembourger	1	0	1
	Norwegian	1	1	2
	Polish	15	4	19
	Portuguese	2	0	2
Romanian	13	1	14	
Slovakian	4	1	5	

EU/EEA • FULL-TIME STUDENTS CONT.

NATIONALITY	FEMALE	MALE	TOTAL
Spanish	14	6	20
Swedish	4	2	6
Swiss	4	3	7
TOTAL	326	198	524



524 • EU
EEA

NON-EU/EEA • FULL-TIME STUDENTS

	NATIONALITY	FEMALE	MALE	TOTAL
NON-EU/EEA	Albanian	1	2	3
	Algerian	2	2	4
	American	26	17	43
	Antiguan / Barbudan	1	0	1
	Argentinian	1	0	1
	Australian	2	0	2
	Bangladeshi	2	0	2
	Botswanan	1	1	2
	Bosnian	0	1	1
	Brazilian	1	2	3
	Canadian	3	2	5
	Chinese (PR)	9	8	17
	Colombian	1	1	2
	Costa Rican	1	0	1
	Egyptian	3	3	6
	Eritrean	1	1	2
	Ethiopian	1	4	5
	Fijian	1	0	1
	Gambian	1	0	1
	Georgian	5	0	5
	Ghanaian	3	1	4
	Grenadian	1	0	1
	Guyanese	0	1	1
	Honduran	1	0	1
	Indian	6	4	10
	Indonesian	2	2	4
Iranian	4	3	7	
Japanese	1	2	3	

NON-EU/EEA • FULL-TIME STUDENTS CONT.

	NATIONALITY	FEMALE	MALE	TOTAL
NON-EU/EEA	Jordanian	5	2	7
	Kazakhstani	3	0	3
	Kenyan	8	0	8
	Kittitian, Nevisian	1	0	1
	Korean (South Korea)	2	0	2
	Kosovar	1	0	1
	Kuwaiti	37	49	86
	Liberian	0	1	1
	Libyan	24	21	45
	Macedonian	2	2	4
	Malaysian	2	1	3
	Mexican	1	2	3
	Moldovan	1	0	1
	Moroccan	1	0	1
	Mozambican	1	0	1
	Nepalese	0	1	1
	New Guinean	0	1	1
	New Zealander	1	0	1
	Nigerian	9	5	14
	Omani	50	33	83
	Pakistani	4	3	7
	Palauan	1	0	1
	Palestinian	3	6	9
	Peruvian	2	0	2
	Philippine	4	1	5
	Russian	16	11	27
	Saint Lucian	1	0	1
	Saudi	7	10	17

NON-EU/EEA • FULL-TIME STUDENTS CONT.

	NATIONALITY	FEMALE	MALE	TOTAL
NON-EU/EEA	Serbian	13	3	16
	Seychellois	0	2	2
	Singaporean	0	2	2
	South African	2	1	3
	Sri Lankan	0	2	2
	Sudanese	1	1	2
	Surinamese	1	0	1
	Syrian	0	3	3
	Taiwanese	2	2	4
	Tajik	1	0	1
	Tanzanian	1	2	3
	Thai	1	1	2
	Tongan	1	0	1
	Trinidadian / Tobagonian	1	0	1
	Tunisian	5	0	5
	Turkish	3	0	3
	Ugandan	2	0	2
	Ukrainian	8	2	10
	Venezuelan	1	0	1
	Vietnamese	1	3	4
Zambian	2	0	2	
Zimbabwean	1	2	3	
NON-EU/EEA TOTAL		315	232	547
TOTAL		641	430	1071

ASIA & OCEANIA • FULL-TIME STUDENTS

COURSE TYPE	NATIONALITY	FEMALE	MALE	TOTAL
Undergraduate	Australian	1	0	1
	Chinese (PR)	4	3	7
	Filipino	1	0	1
	Indian	1	2	3
	Indonesian	0	1	1
	Iranian	1	1	2
	Japanese	1	1	2
	Jordanian	2	1	3
	Kazakhstani	1	0	1
	Kuwaiti	34	48	82
	Omani	50	33	83
	Pakistani	1	3	4
	Palestinian	0	1	1
	Saudi	7	10	17
	Singaporean	0	1	1
	Syrian	0	1	1
	Vietnamese	0	1	1
UG TOTAL		104	107	211
Postgraduate	Australian	1	0	1
	Bangladeshi	2	0	2
	Chinese (PR)	5	5	10
	Fijian	1	0	1
	Filipino	3	1	4

ASIA & OCEANIA • FULL-TIME STUDENTS CONT.

COURSE TYPE	NATIONALITY	FEMALE	MALE	TOTAL
	Indian	5	2	7
	Indonesian	2	1	3
	Iranian	3	2	5
	Japanese	0	1	1
	Jordanian	3	1	4
	Kazakhstani	2	0	2
	Korean (South Korea)	2	0	2
	Kuwaiti	3	1	4
	Malaysian	2	1	3
	Nepalese	0	1	1
	New Guinean	0	1	1
	New Zealander	1	0	1
	Pakistani	3	0	3
	Palauan	1	0	1
	Palestinian	3	5	8
	Singaporean	0	1	1
	Sri Lankan	0	2	2
	Syrian	0	2	2
	Thai	1	1	2
	Tongan	1	0	1
	Vietnamese	1	2	6
PG TOTAL		45	30	75
TOTAL		149	137	286

ERASMUS+ OUTBOUND STUDENTS

COUNTRY	2017/2018	COUNTRY	2017/2018
Austria	5	Ireland	26
Belgium	14	Italy	58
Czech Republic	16	Lithuania	9
Denmark	9	Poland	15
Finland	9	Spain	14
France	7	Sweden	8
Germany	14	United Kingdom	110
Greece	3	TOTAL	324
Hungary	4		
Iceland	3		

15
INCREASE IN
STUDENTS FROM 2017



324
OUTBOUND

ERASMUS+ INBOUND STUDENTS

COUNTRY	2017/2018
Austria	7
Belgium	30
Bulgaria	3
Croatia	1
Cyprus	1
Czech Republic	24
Denmark	15
Estonia	1
Finland	19
France	48
Germany	51
Greece	8
Hungary	2
Ireland	28
Italy	99

COUNTRY	2017/2018
Latvia	2
Lithuania	11
Netherlands	14
Norway	4
Poland	12
Portugal	3
Slovakia	3
Slovenia	3
Spain	17
Sweden	10
Turkey	5
United Kingdom	69
TOTAL	493

105
INCREASE IN
STUDENTS FROM 2017



493
INBOUND

INTERNATIONAL EXCHANGE OUTGOING STUDENTS

COUNTRY	2017/2018
Australia	2
Canada	1
Japan	1
USA	4
TOTAL	8



INTERNATIONAL INCOMING VISITING / EXCHANGE STUDENTS

COUNTRY	2017/2018
Australia	7
Austria	3
Brazil	2
Canada	14
China	1
Colombia	1
Finland	1
Netherlands	1
France	13
Germany	19
India	11
Japan	8
New Zealand	1
Switzerland	1
USA	41
TOTAL	124
