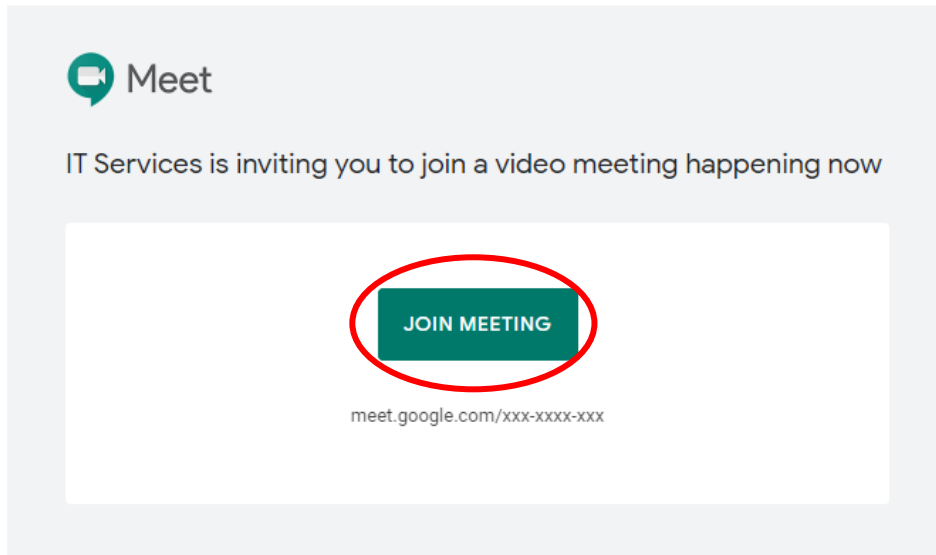


Joining a meeting from a link URL or meeting code

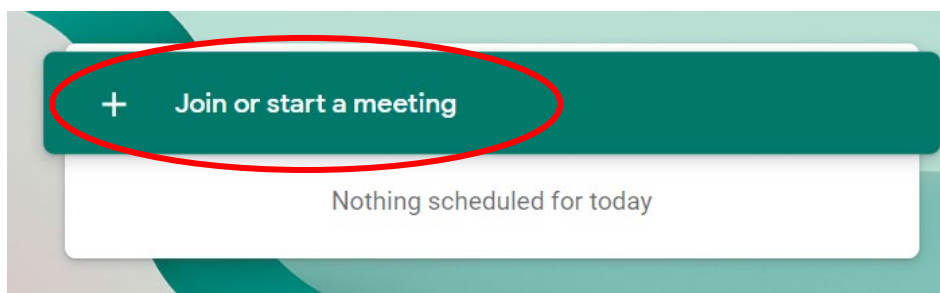
This user guide assumes that you have received a communication from the Meeting host containing a link to a Hangouts meeting.

1. If you received an invitation directly from Hangouts Meet, click the **Join Meeting** button in the invitation email to enter the meeting.



2. Alternatively, if you were provided with a meeting link, click on the link to enter the meeting. The meeting link should follow this format:
`meet.google.com/xxx-xxxx-xxx`
3. Else, if you were provided with only the code (always in this format, xxx-xxxx-xxx), go to the Hangouts Meet website.
`meet.google.com`

Click on **Join or start a meeting** button



A prompt box will pop-up requesting for the meeting code. Insert the given code in the space provide and click **continue**.

Join or start a meeting ✕

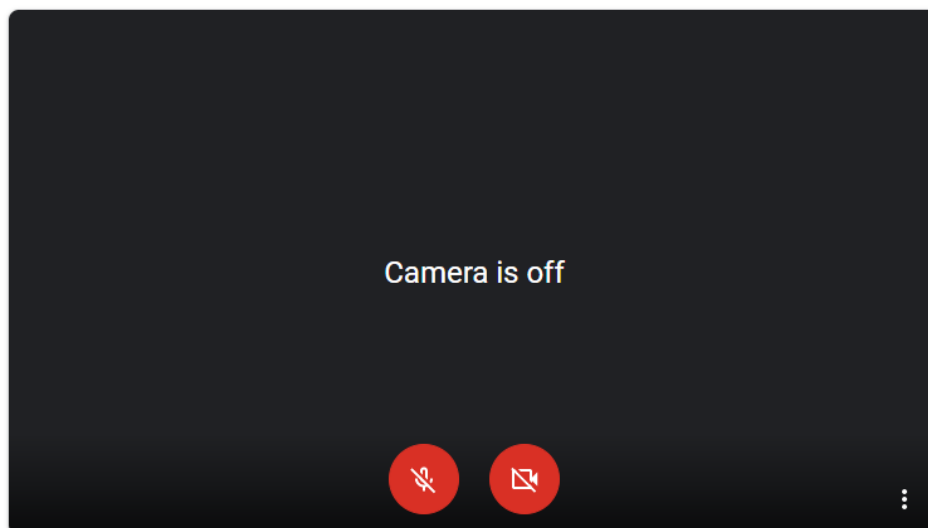
Enter the meeting code or a nickname. To start your own meeting, enter a nickname or leave it blank.

Tip: You don't have to include the dash

Continue

4. If this is your first time using Meet, make sure to allow your browser to use your camera and microphone, if applicable.

You can mute yourself and disable your camera before joining the meeting, by clicking on the respective icon:



5. You will also be able to see who is already present in the meeting. Click Join now to enter the meeting.

