

Joining a Zoom meeting from Google Calendar

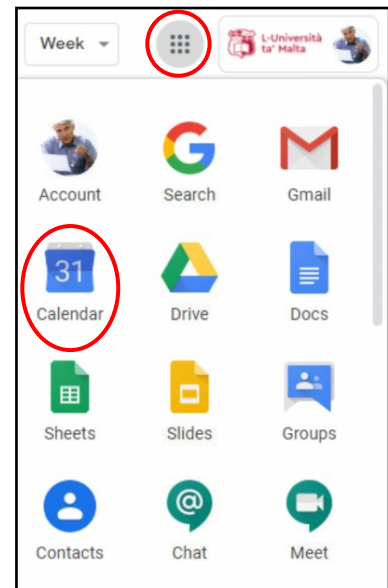
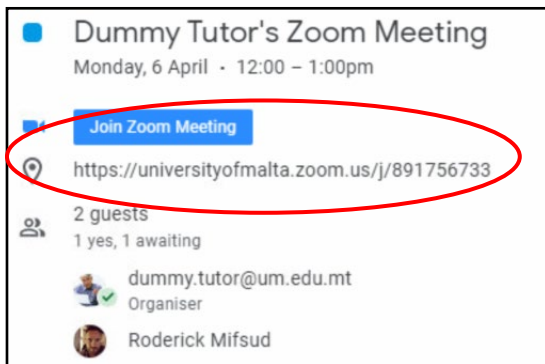
This user guide assumes that you have a Google Calendar Event containing a link to a Zoom meeting.

1. If you have received a Google Calendar invitation email, click the **Join Zoom Meeting** link to enter the meeting.

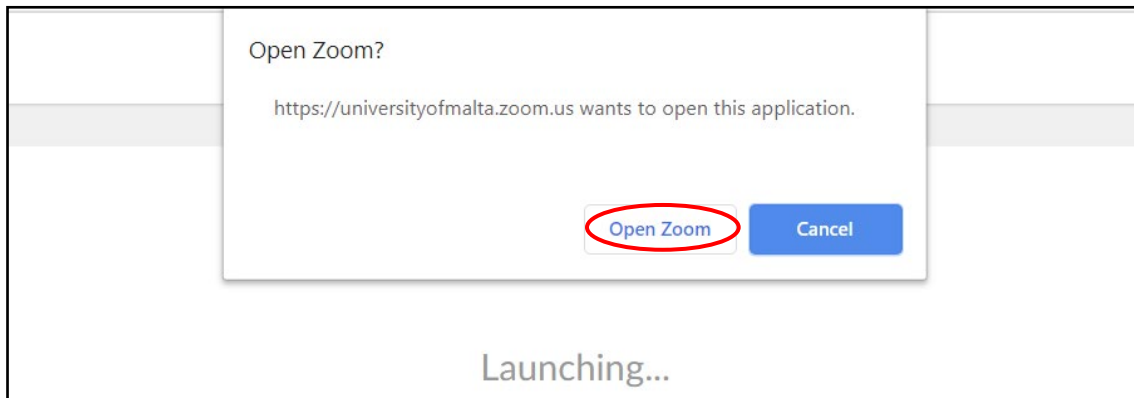
Alternatively, access Google Calendar from the **Google apps icon** (top-right) in Gmail or any G Suite service.

Click the event that you want to join.

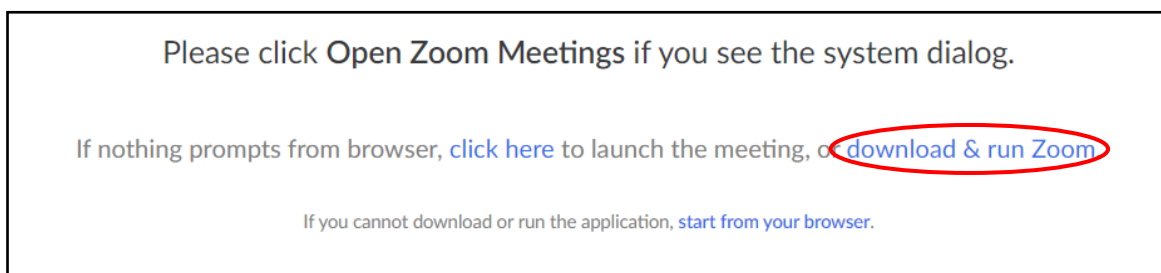
Click the **Join Zoom Meeting** button (if available) or the **Zoom meeting URL**.



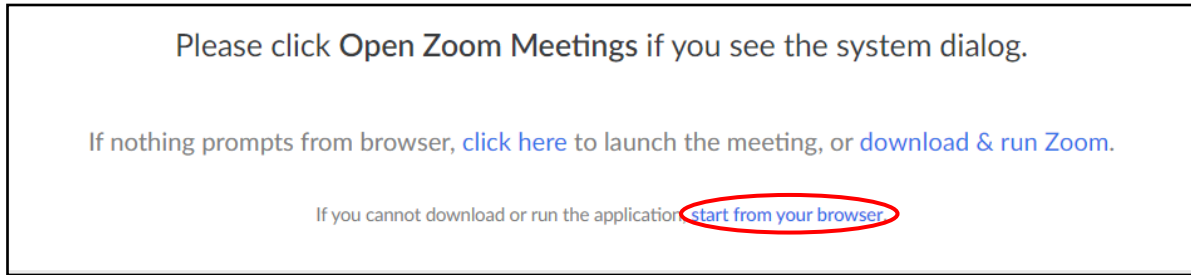
2. Once you click on the Zoom meeting, you will be prompted to open Zoom. If you have already downloaded and installed Zoom on your computer, click the **Open Zoom** button.



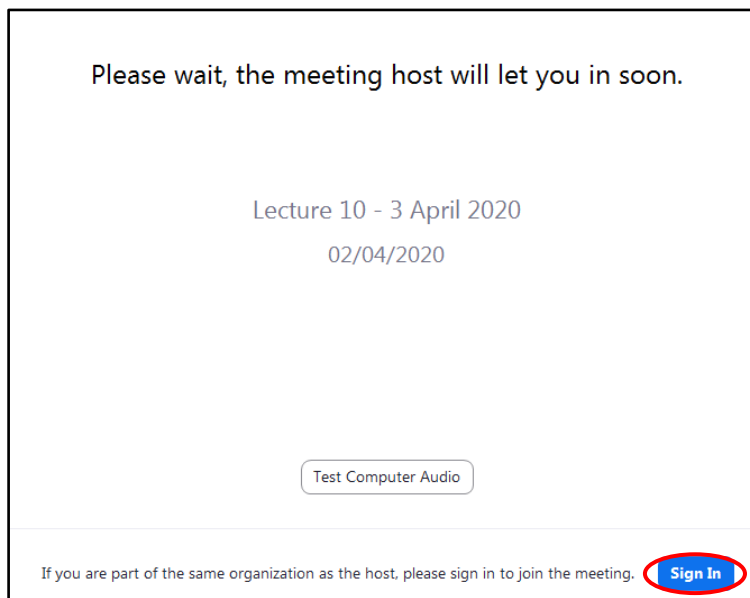
If you have not yet installed Zoom on your computer, click **download & run Zoom**. Refer to our [Downloading and Installing Zoom guide](#) for instructions.



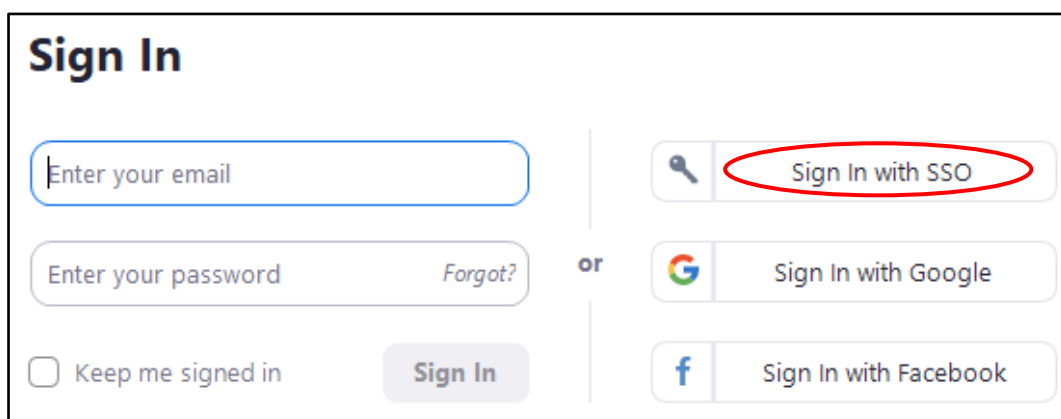
If you cannot download or install Zoom on your computer, click **start from your browser**.



- 3. If you get the below message, you are either not signed in with your **UM IT Account** in Zoom or the meeting’s host needs to let you into the Zoom meeting. Click the **Sign In** button.



- 4. Click the **Sign In with SSO** button.



5. If this is your first time using Zoom, in the Company Domain field, enter **universityofmalta** and click **Continue**.

Sign In with SSO

Company Domain

universityofmalta .zoom.us

[I do not know the company domain](#)

Continue

6. Sign in with your **UM IT Account** if prompted.

Sign in to UM IT Account

Email address or Username

Password

Sign in

[Sign in Problems?](#)

UM IT Account password is only requested at <https://accounts.um.edu.mt/>
Make sure to sign out (top right) when done.

7. If prompted, click the **Open Zoom Meetings** button.

Open Zoom Meetings?

https://universityofmalta.zoom.us wants to open this application.

Open Zoom Meetings Cancel

Sign In with SSO

Zoom should launch in a few seconds. If not, please click button below.

Launch Zoom